
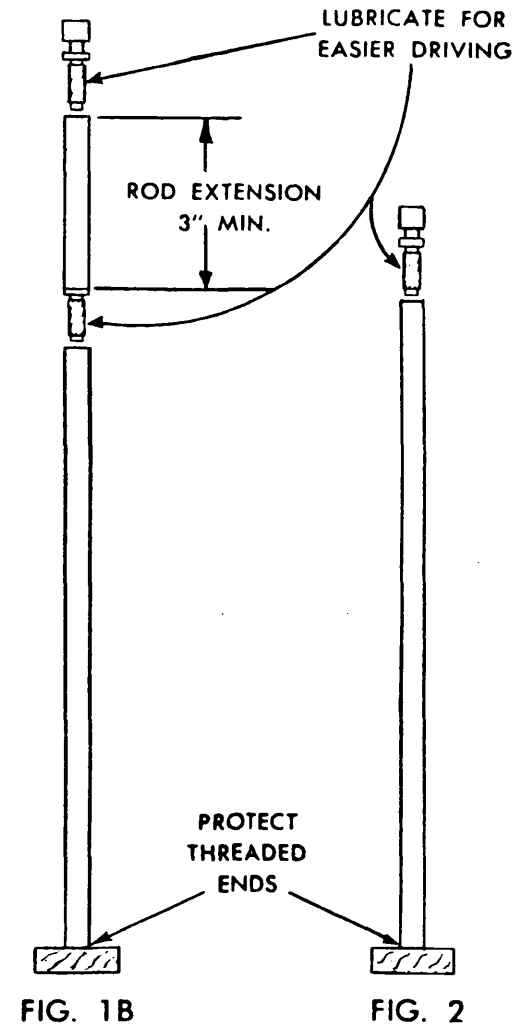
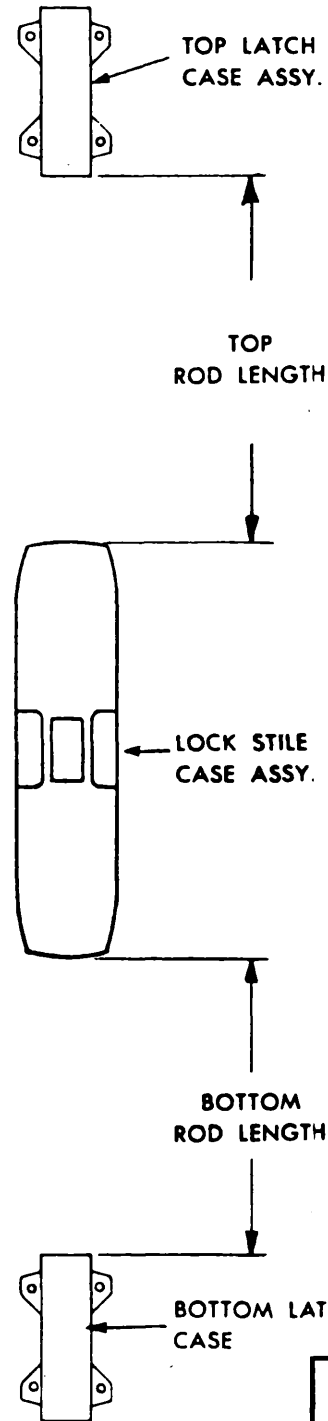


VON DUPRIN®

DIRECTIONS FOR CUTTING VERTICAL RODS ON 88 DEVICES

1. CHECK RODS FOR CORRECT LENGTH. (Figure 1A)
 - a. If too long, cut off at unthreaded end.
 - b. When rod extension is required, cut off main rod so extension is at least 3" long. (Figure 1B)
2. DRIVE IN ROD CONNECTORS.
 - a. Lubricate for easier driving. (Figures 1B & 2)



941028-00

DESCRIPTION:
DIRECTIONS FOR CUTTING
88 VERTICAL RODS

IR VON DUPRIN®

DIRECTION NUMBER: 941028-00(1) DATE 1/01/03