

X

INSIDE FACE OF LOCK STILE
LHR DOOR

LHR SHOWN
RHR OPPOSITE

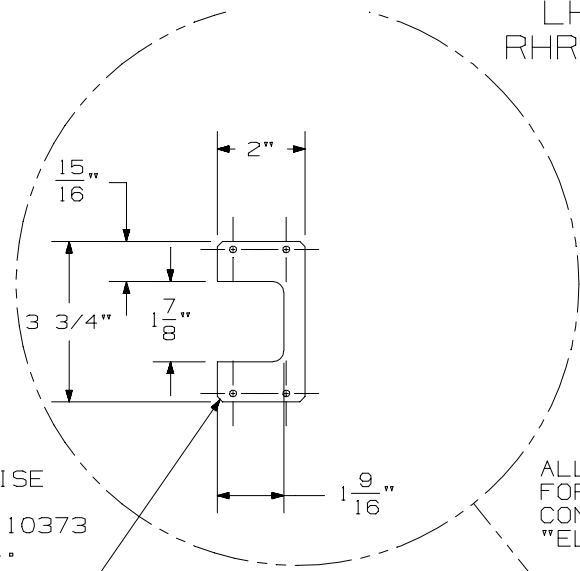
CL DEVICE & MORTISE LOCK

2" x 1 1/4" CUTOUT FOR MORTISE LOCK TO DEVICE LINKAGE

ANSI A115.1 MORTISE LOCK PREP.
NOTE: SEE TEMPLATE 10373 FOR LOCK DETAIL.

8 GAGE REINFORCING (2) PLACES

ALLOW CLEARANCE FOR 1" x 2" x 2 1/2" CONTROL BOX FOR "EL" DEVICE

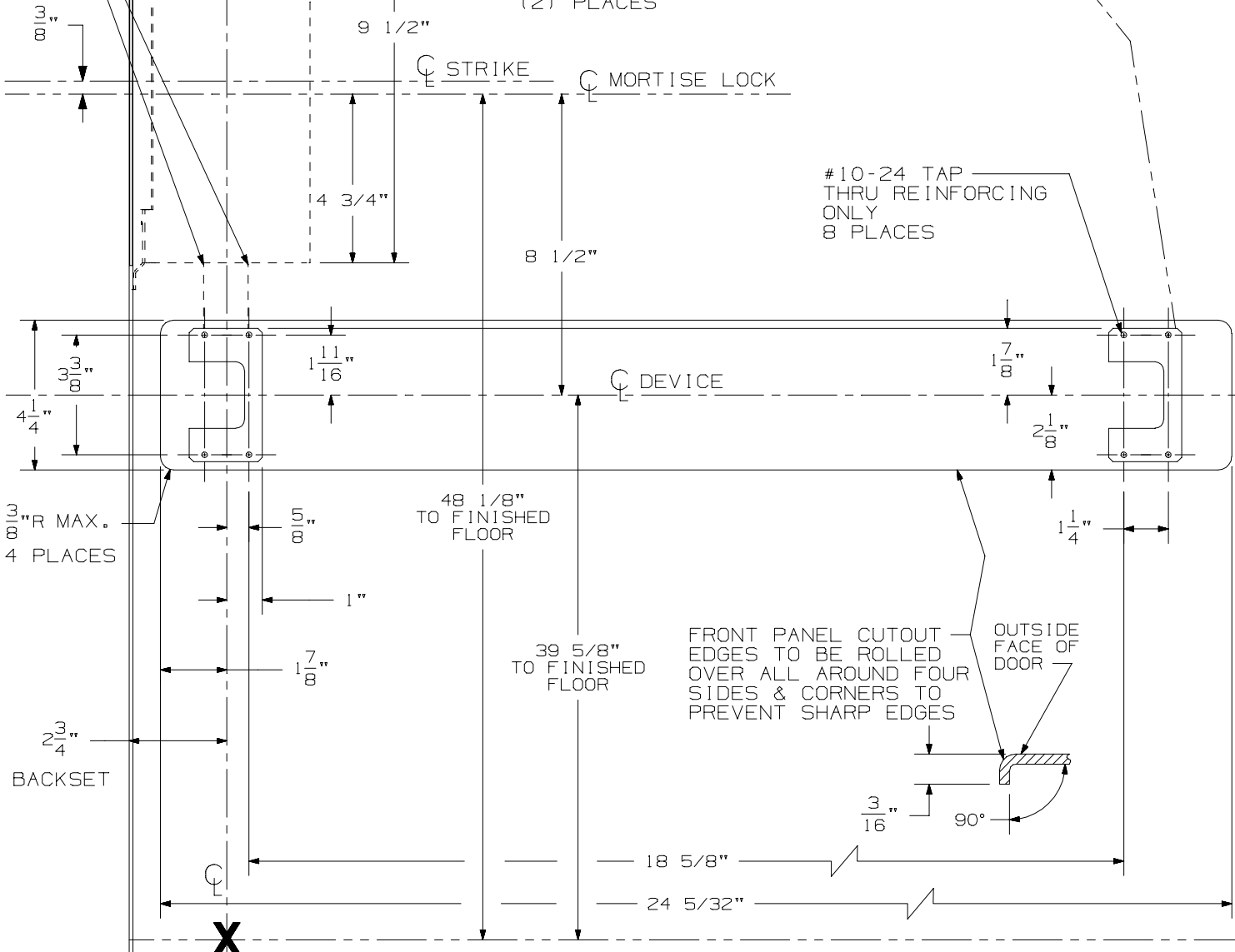


CL STRIKE CL MORTISE LOCK

#10-24 TAP THRU REINFORCING ONLY 8 PLACES

8 1/2"

CL DEVICE



3/8" R MAX. 4 PLACES

48 1/8" TO FINISHED FLOOR

FRONT PANEL CUTOUT EDGES TO BE ROLLED OVER ALL AROUND FOUR SIDES & CORNERS TO PREVENT SHARP EDGES

OUTSIDE FACE OF DOOR

39 5/8" TO FINISHED FLOOR

3/16"

90°

2 3/4" BACKSET

18 5/8"

24 5/32"

X

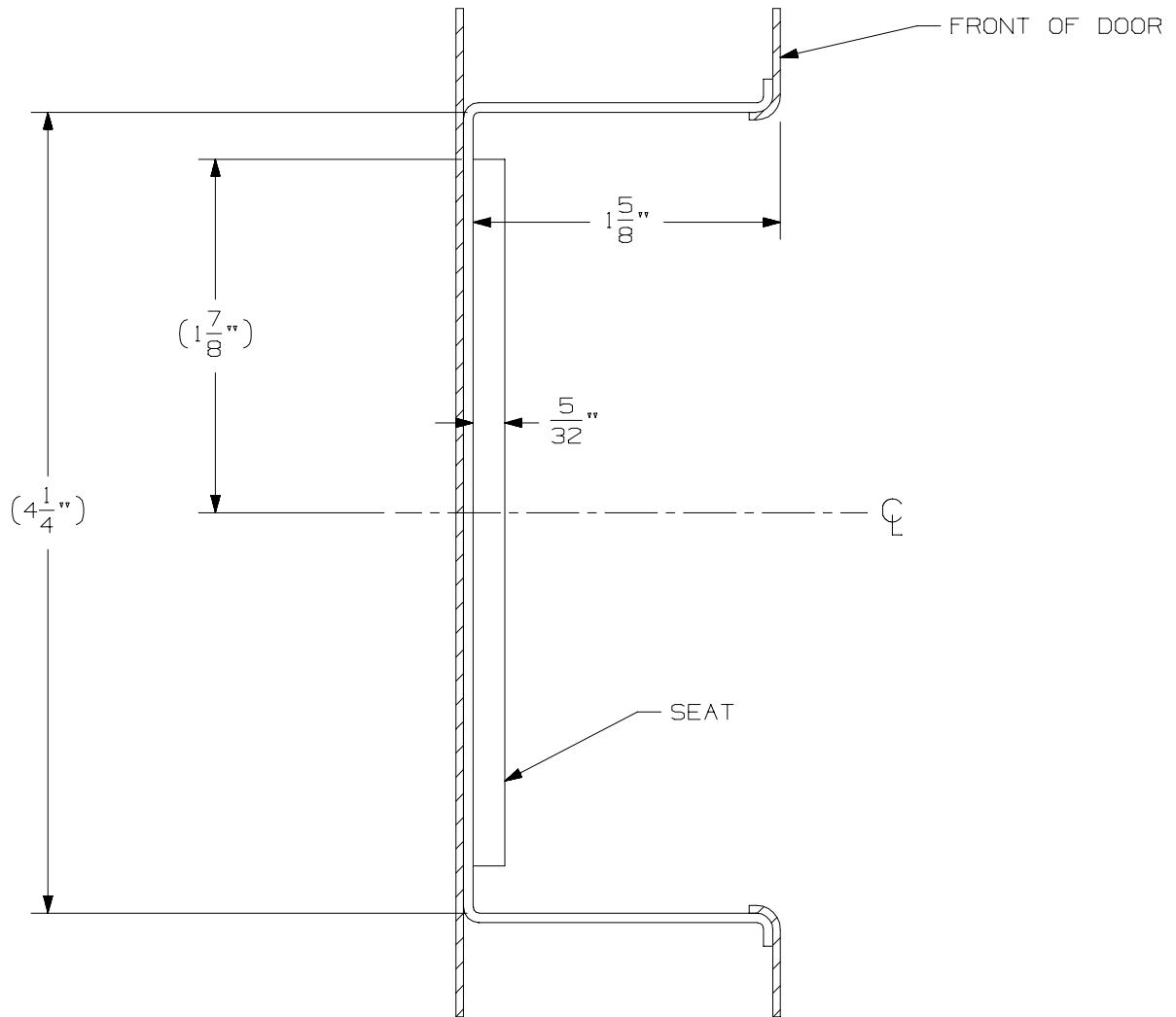
94/9575, 94/9575-F MORTISE DEVICE ON 2'6" UP TO 2'10" WIDE DOOR
NOTE: FOR A DOOR 2'10" AND LARGER SEE #10372



NOTE: SEE MASTER SHEET NO. 10001 FOR SUGGESTED REINFORCING

TEMPLATE NUMBER: 10374_OSHT 1

DATE: 03-15-01



94/9575, 94/9575-F MORTISE
 DEVICE ON 2'6" UP TO 2'10" WIDE DOOR



NOTE: FOR A DOOR 2'10" AND LARGER SEE #10372

TEMPLATE NUMBER: 10374_OSHT2

DATE: 03-15-01