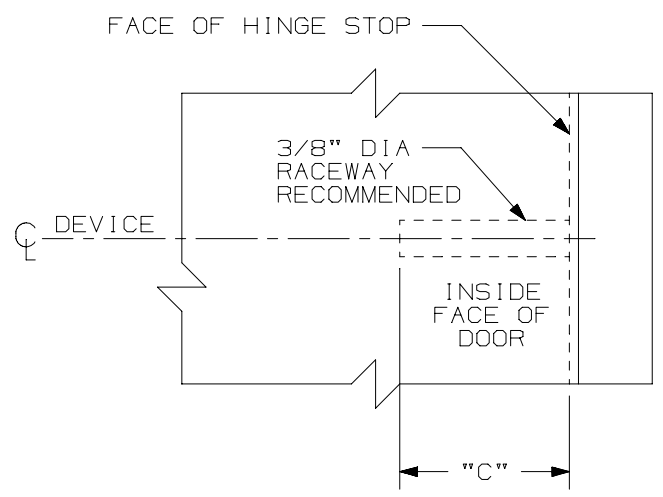


"C" DIMENSION FORMULA

	"A" (CENTER OF EDGE OF DOOR TO HINGE STOP)
-	SUBTRACT 33 1/4" FOR DOOR FROM 2'6" THRU 3'0" SUBTRACT 45 1/4" FOR DOOR FROM 3'0" THRU 4'0"
=	"C" DIM. (ENTER CALCULATED DIMENSION BUT NOT LESS THAN 1 13/32")

LHR SHOWN
RHR OPPOSITE



NOTE: MOUNTING HOLES TO BE PREPARED AT INSTALLATION ON DOOR.

EL, SS, CX9875/9975 SERIES DEVICE
HINGE STILE PREPARATION (WOOD DOOR)



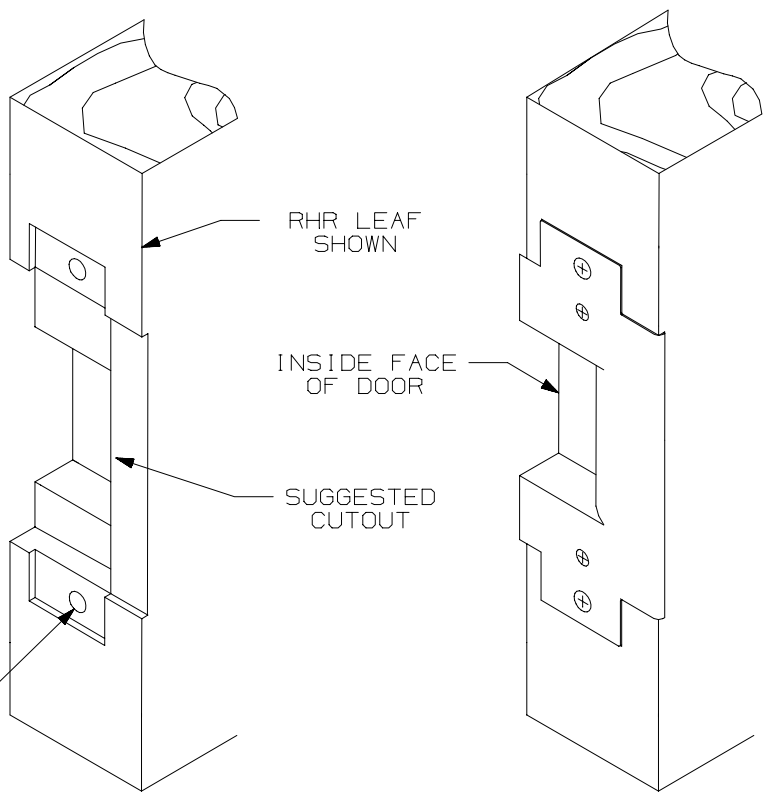
5

NOTE:

TEMPLATE NUMBER:

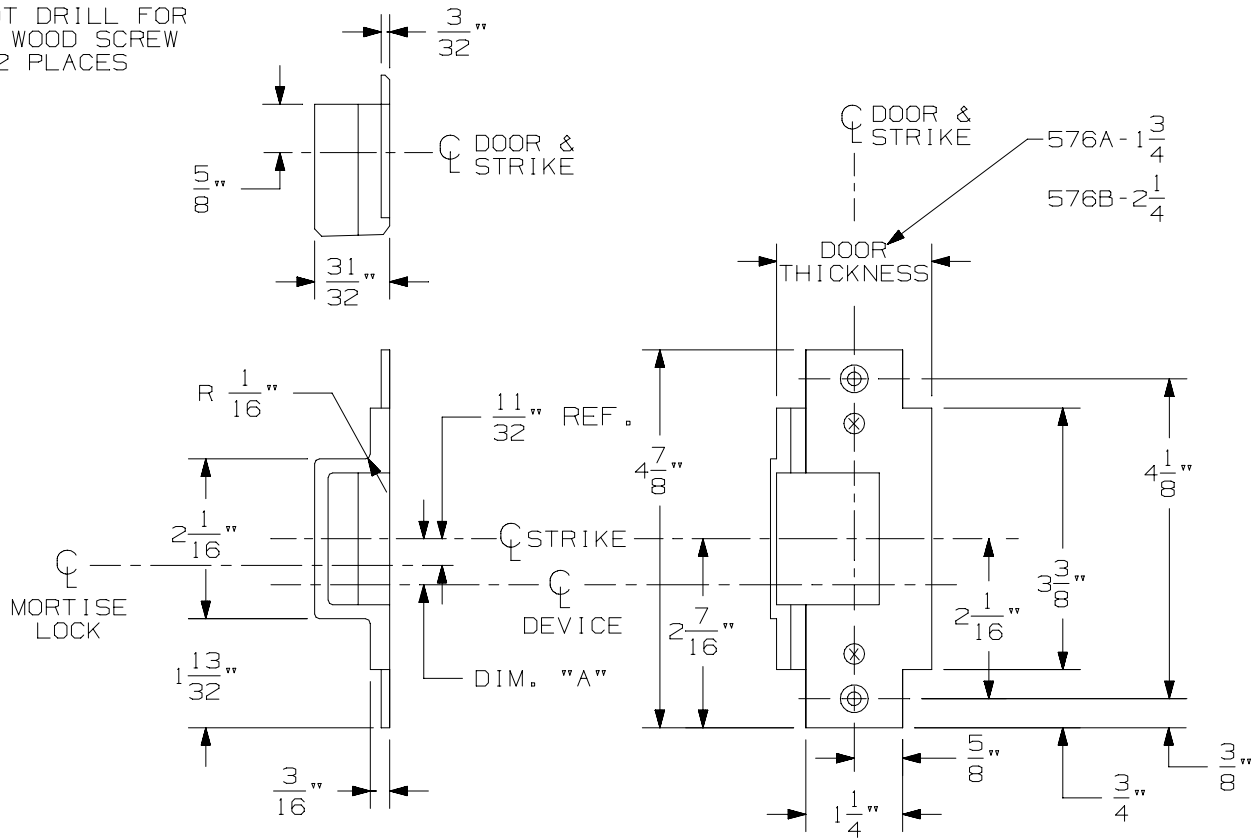
W40087_5

DATE: 8-17-98



APPLICATION SCHEDULE	
DEVICE	DIM. "A"
9975 & 9975-F	11/16"
9875 & 9875-F	11/16"
8875 & 8875-F	1/2"
5575 & 5575-F	1/2"

PILOT DRILL FOR #12 WOOD SCREW 2 PLACES



LHR APPLICATION SHOWN
RHR APPLICATION OPPOSITE

576A & 576B MORTISE STRIKE FOR MORTISE LOCK - WOOD DOOR



NOTE: SEE MASTER SHEET NO. 10001 FOR SUGGESTED REINFORCING.

TEMPLATE NUMBER: W30211_3

DATE: 10-14-98